

STATEMENT OF APPROVED BUDGET, UTILIZATIONS, DISBURSEMENTS AND BALANCES
(For Off-Budgetary Funds)
As at the Quarter Ending September 30, 2024

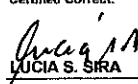
Department : State Universities and Colleges (SUCs)
Agency/Entity : Iloilo Science and Technology University
Operating Unit : < not applicable >
Organization Code (UACS) : 03 057 0000000
Fund Cluster : 05 - Internally Generated Funds
(e.g. UACS Fund Cluster: 05-Internally Generated Funds and 06-Business Related Funds)


Table with columns: Particulars, UACS CODE, Approved Budget (Revenue, Adjustments, Revenue), Utilizations (1st-4th Quarter, Total), Disbursements (1st-4th Quarter, Total), and Balances (Unutilized Budget, Unpaid Obligations). Rows include categories like General Administration and Support, Support to Operations, and Operations.


**STATEMENT OF APPROVED BUDGET, UTILIZATIONS, DISBURSEMENTS AND BALANCES**  
 (For Off-Budgetary Funds)  
 As at the Quarter Ending September 30, 2024

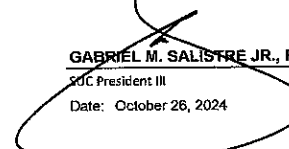
Department : State Universities and Colleges (SUCs)  
 Agency/Entity : Iloilo Science and Technology University  
 Operating Unit : < not applicable >  
 Organization Code (UACS) : 08 067 0000000  
 Fund Cluster : 05 - Internally Generated Funds  
 (e.g. UACS Fund Cluster: 05-Internally Generated Funds and 06-Business Related Funds)

Particulars	UACS CODE	Approved Budget			Utilizations					Disbursements					Balances		
		Approved Budgeted Revenue	Adjustments (Reductions, Modifications/ Augmentations)	Adjusted Budgeted Revenue	1st Quarter Ending March 31	2nd Quarter Ending June 30	3rd Quarter Ending September 30	4th Quarter Ending December 31	Total	1st Quarter Ending March 31	2nd Quarter Ending June 30	3rd Quarter Ending September 30	4th Quarter Ending December 31	Total	Unutilized Budget	Unpaid Obligations (10-15)=(17+18)	
																5=(3+(-)4)	10=(6+7+8+9)
1	2	3	4	5	6	7	8	9	10	11	12	13	14	15	16	17	18
PS		16,819.25	56,000.00	72,819.25	24,500.00	40,538.00	0.00	0.00	65,038.00	24,500.00	40,538.00	0.00	0.00	65,038.00	7,781.25	0.00	0.00
MOOE		186,084.75	9,088,577.32	9,274,662.07	2,235,255.40	1,063,697.48	1,903,073.74	0.00	5,202,026.62	2,235,255.40	1,063,697.48	1,903,073.74	0.00	5,202,026.62	4,072,636.45	0.00	0.00
CO		1,028,321.90	2,082,460.24	3,110,782.14	1,515,640.00	471,228.09	784,557.00	0.00	2,771,425.09	105,811.00	0.00	2,665,614.09	0.00	2,771,425.09	339,357.05	0.00	0.00
OO : Community engagement increased q	330009000000000	8,951,841.96	7,567,037.56	16,518,879.52	1,099,378.70	1,226,537.52	205,547.80	0.00	2,531,464.02	1,099,378.70	909,378.52	522,706.80	0.00	2,531,464.02	13,987,415.50	0.00	0.00
TECHNICAL ADVISORY EXTENSION PROGRAM	330100000000000	8,951,841.96	7,567,037.56	16,518,879.52	1,099,378.70	1,226,537.52	205,547.80	0.00	2,531,464.02	1,099,378.70	909,378.52	522,706.80	0.00	2,531,464.02	13,987,415.50	0.00	0.00
Provision of Extension Services	330100100001000	8,951,841.96	7,567,037.56	16,518,879.52	1,099,378.70	1,226,537.52	205,547.80	0.00	2,531,464.02	1,099,378.70	909,378.52	522,706.80	0.00	2,531,464.02	13,987,415.50	0.00	0.00
PS		0.00	56,000.00	56,000.00	14,000.00	35,500.00	0.00	0.00	49,500.00	14,000.00	35,500.00	0.00	0.00	49,500.00	6,500.00	0.00	0.00
MOOE		4,088,943.25	6,084,287.56	10,173,230.81	1,085,378.70	873,878.52	205,547.80	0.00	2,164,805.02	1,085,378.70	873,878.52	205,547.80	0.00	2,164,805.02	8,008,425.79	0.00	0.00
CO		4,862,898.71	1,426,750.00	6,289,648.71	0.00	317,159.00	0.00	0.00	317,159.00	0.00	0.00	317,159.00	0.00	317,159.00	5,972,489.71	0.00	0.00
<b>Sub-Total, Operations</b>		<b>18,735,378.39</b>	<b>178,557,684.95</b>	<b>197,293,063.34</b>	<b>47,644,946.62</b>	<b>32,021,451.20</b>	<b>53,917,007.09</b>	<b>0.00</b>	<b>133,583,404.91</b>	<b>31,950,186.94</b>	<b>18,141,424.16</b>	<b>40,313,532.93</b>	<b>0.00</b>	<b>90,405,144.03</b>	<b>63,709,658.43</b>	<b>0.00</b>	<b>43,178,260.88</b>
PS		860,133.56	25,686,500.14	26,546,633.70	12,607,793.33	2,781,888.43	5,576,537.60	0.00	20,966,219.36	12,321,806.76	3,064,487.93	5,550,473.58	0.00	20,936,768.27	5,580,414.34	0.00	29,451.09
MOOE		6,035,587.49	118,601,712.77	124,637,310.26	31,490,420.29	20,546,345.82	32,431,999.19	0.00	84,468,765.30	19,522,569.18	15,076,936.23	28,811,374.86	0.00	63,410,880.27	40,168,544.96	0.00	21,057,885.03
FinEx (if Applicable)		0.00	0.00	0.00	0.00	0.00	0.00	0.00	0.00	0.00	0.00	0.00	0.00	0.00	0.00	0.00	0.00
CO		11,839,647.34	34,269,472.04	46,109,119.38	3,546,733.00	8,693,216.95	15,908,470.30	0.00	28,148,420.25	105,811.00	0.00	5,951,684.49	0.00	6,057,495.49	17,960,899.13	0.00	22,090,924.76
<b>GRAND TOTAL</b>		<b>240,673,667.09</b>	<b>268,687,930.19</b>	<b>59,435,110.58</b>	<b>48,012,069.41</b>	<b>81,557,454.69</b>	<b>0.00</b>	<b>189,004,634.68</b>	<b>43,740,350.90</b>	<b>30,662,579.37</b>	<b>71,423,443.53</b>	<b>0.00</b>	<b>145,826,373.80</b>	<b>79,683,295.51</b>	<b>0.00</b>	<b>43,178,260.88</b>	
PS		1,252,644.33	35,068,450.47	36,321,094.80	13,641,314.20	2,850,088.43	12,393,987.60	0.00	28,885,390.23	13,355,327.63	3,132,687.93	12,367,923.58	0.00	28,855,939.14	7,436,704.57	0.00	29,451.09
MOOE		6,622,696.44	159,229,112.02	165,851,808.46	41,295,414.97	27,424,951.20	52,289,605.09	0.00	121,009,971.26	29,327,563.86	21,955,541.61	48,668,980.76	0.00	99,952,086.23	44,841,837.20	0.00	21,057,885.03
FinEx (if Applicable)		5,158,564.85	4,988,330.80	10,146,895.65	0.00	5,574,349.83	0.00	0.00	5,574,349.83	0.00	5,574,349.83	0.00	0.00	5,574,349.83	4,572,545.82	0.00	0.00
CO		14,980,357.48	41,387,773.80	56,368,131.28	4,498,381.41	12,162,679.95	16,873,862.00	0.00	33,534,923.36	1,057,459.41	0.00	10,366,539.19	0.00	11,443,998.60	22,833,207.92	0.00	22,090,924.76

Certified Correct:  
  
**LUCIA S. SIRA**  
 Budget Officer III  
 Date: October 26, 2024

Certified Correct:  
  
**JESSICA M. GENZOLA**  
 Accountant IV  
 Date: October 26, 2024

Recommending Approval By:  
  
**VICKY D. JERUTA**  
 Director, Financial Management Services  
 Date: October 26, 2024


Approved By:  
  
**GABRIEL M. SALISTRE JR., PEE, DIT**  
 SUC President III  
 Date: October 26, 2024





**STATEMENT OF APPROVED BUDGET, UTILIZATIONS, DISBURSEMENTS AND BALANCES**  
 (For Off-Budgetary Funds)  
 As at the Quarter Ending September 30, 2024


Department : State Universities and Colleges (SUCs)  
 Agency/Entity : Iloilo Science and Technology University  
 Operating Unit : < not applicable >  
 Organization Code (UACS) : 08 067 0000000  
 Fund Cluster : 06 - Business Related Funds  
 (e.g. UACS Fund Cluster: 05-Internally Generated Funds and 06-Business Related Funds)

Particulars	UACS CODE	Approved Budget			Utilizations					Disbursements					Balances			
		Approved Budgeted Revenue	Adjustments (Reductions, Modifications/ Augmentations)	Adjusted Budgeted Revenue	1st Quarter Ending March 31	2nd Quarter Ending June 30	3rd Quarter Ending September 30	4th Quarter Ending December 31	Total	1st Quarter Ending March 31	2nd Quarter Ending June 30	3rd Quarter Ending September 30	4th Quarter Ending December 31	Total	Unutilized Budget	Unpaid Obligations (10-15)=(17+18)		
																5=([3+(-)4])	6	7
PS		0.00	0.00	0.00	0.00	0.00	0.00	0.00	0.00	0.00	0.00	0.00	0.00	0.00	0.00	0.00	0.00	0.00
MOOE		0.00	0.00	0.00	0.00	0.00	0.00	0.00	0.00	0.00	0.00	0.00	0.00	0.00	0.00	0.00	0.00	0.00
CO		0.00	0.00	0.00	0.00	0.00	0.00	0.00	0.00	0.00	0.00	0.00	0.00	0.00	0.00	0.00	0.00	0.00
OO : Community engagement increased q	3300000000000000	0.00	0.00	0.00	0.00	0.00	0.00	0.00	0.00	0.00	0.00	0.00	0.00	0.00	0.00	0.00	0.00	0.00
TECHNICAL ADVISORY EXTENSION PROGRAM	3301000000000000	0.00	0.00	0.00	0.00	0.00	0.00	0.00	0.00	0.00	0.00	0.00	0.00	0.00	0.00	0.00	0.00	0.00
Provision of Extension Services	330100100001000	0.00	0.00	0.00	0.00	0.00	0.00	0.00	0.00	0.00	0.00	0.00	0.00	0.00	0.00	0.00	0.00	0.00
PS		0.00	0.00	0.00	0.00	0.00	0.00	0.00	0.00	0.00	0.00	0.00	0.00	0.00	0.00	0.00	0.00	0.00
MOOE		0.00	0.00	0.00	0.00	0.00	0.00	0.00	0.00	0.00	0.00	0.00	0.00	0.00	0.00	0.00	0.00	0.00
CO		0.00	0.00	0.00	0.00	0.00	0.00	0.00	0.00	0.00	0.00	0.00	0.00	0.00	0.00	0.00	0.00	0.00
<b>Sub-Total, Operations</b>		11,638,267.53	25,128,535.24	36,766,802.77	10,088,848.46	8,432,954.52	9,773,516.95	0.00	28,295,319.93	8,984,332.16	8,266,517.11	10,243,847.44	0.00	27,494,696.71	8,471,482.84	0.00	800,623.22	
PS		261,215.69	0.00	261,215.69	0.00	0.00	0.00	0.00	0.00	0.00	0.00	0.00	0.00	0.00	261,215.69	0.00	0.00	
MOOE		11,010,044.77	25,128,535.24	36,138,580.01	9,883,848.46	8,432,954.52	9,663,716.95	0.00	27,980,519.93	8,984,332.16	8,061,517.11	10,243,847.44	0.00	27,289,696.71	8,158,060.08	0.00	690,823.22	
FinEx (if Applicable)		0.00	0.00	0.00	0.00	0.00	0.00	0.00	0.00	0.00	0.00	0.00	0.00	0.00	0.00	0.00	0.00	
CO		367,007.07	0.00	367,007.07	205,000.00	0.00	109,800.00	0.00	314,800.00	0.00	205,000.00	0.00	0.00	205,000.00	52,207.07	0.00	109,800.00	
<b>GRAND TOTAL</b>			25,128,535.24	36,766,802.77	10,088,848.46	8,432,954.52	9,773,516.95	0.00	28,295,319.93	8,984,332.16	8,266,517.11	10,243,847.44	0.00	27,494,696.71	8,471,482.84	0.00	800,623.22	
PS		261,215.69	0.00	261,215.69	0.00	0.00	0.00	0.00	0.00	0.00	0.00	0.00	0.00	0.00	261,215.69	0.00	0.00	
MOOE		11,010,044.77	25,128,535.24	36,138,580.01	9,883,848.46	8,432,954.52	9,663,716.95	0.00	27,980,519.93	8,984,332.16	8,061,517.11	10,243,847.44	0.00	27,289,696.71	8,158,060.08	0.00	690,823.22	
FinEx (if Applicable)		0.00	0.00	0.00	0.00	0.00	0.00	0.00	0.00	0.00	0.00	0.00	0.00	0.00	0.00	0.00	0.00	
CO		367,007.07	0.00	367,007.07	205,000.00	0.00	109,800.00	0.00	314,800.00	0.00	205,000.00	0.00	0.00	205,000.00	52,207.07	0.00	109,800.00	

Certified Correct:  
  
 LUCIA S. SIRA  
 Budget Officer III  
 Date: October 26, 2024

Certified Correct:  
  
 JESSICA M. GENZOLA  
 Accountant IV  
 Date: October 26, 2024

Recommending Approval By:  
  
 VICKY P. SEROTA  
 Director, Financial Management Services  
 Date: October 26, 2024

Approved By:  
  
 GABRIEL M. SALISTRÉ JR., PEE, DIT  
 SUC President III  
 Date: October 26, 2024