

SUMMARY OF APPROPRIATIONS, ALLOTMENTS, OBLIGATIONS, DISBURSEMENTS AND BALANCES BY OBJECT OF EXPENDITURES
As at the Quarter Ending September 30, 2024

Department : State Universities and Colleges (SUCs)
Agency/Entity : Iloilo Science and Technology University
Operating Unit : < not applicable >
Organization Code (UACS) : 08 067 000000
Fund Cluster : 01 - Regular Agency Fund

Table with 2 columns: X (Current Year Appropriations), Supplemental Appropriations, Continuing Appropriations

(e.g. UACS Fund Cluster: 01-Regular Agency Fund, 02-Foreign Assisted Projects Fund, 03-Special Account-Locally Funded/Domestic Grants Fund, and 04-Special Account-Foreign Assisted/Foreign Grants Fund)

Main data table with columns: Particulars, UACS CODE, Appropriations, Allotments, Obligations, Disbursements, Balances. Includes rows for SUMMARY, A. AGENCY SPECIFIC BUDGET, Personnel Services, Salaries and Wages, etc.

Department : State Universities and Colleges (SUCs)
 Agency/Entity : Iloilo Science and Technology University
 Operating Unit : < not applicable >
 Organization Code (UACS) : 08 067 0000000
 Fund Cluster : 01 - Regular Agency Fund

X	Current Year Appropriations
	Supplemental Appropriations
	Continuing Appropriations

(e.g. UACS Fund Cluster; 01-Regular Agency Fund, 02-Foreign Assisted Projects Fund, 03-Special Account-Locally Funded/Domestic Grants Fund, and 04-Special Account-Foreign Assisted/Foreign Grants Fund)

Particulars	UACS CODE	Appropriations			Allotments			Obligations					Disbursements				Balances						
		Authorized Appropriations	Adjustments (Transfer To/From, Modifications/ Augmentations)	Adjusted Appropriations	Allotments Received	Adjustments (Reductions, Modifications/ Augmentations)	Transfer To	Transfer From	Adjusted Allotments	1st Quarter	2nd Quarter	3rd Quarter	4th Quarter	Total	1st Quarter	2nd Quarter	3rd Quarter	4th Quarter	Total	Unreleased Appropriations	Unobligated Allotments	Unpaid Obligations (15-20)-(23+24)	
										Ending March 31	Ending June 30	Ending September 30	Ending December 31		Ending March 31	Ending June 30	Ending September 30	Ending December 31				Ending March 31	Ending June 30
Other Bonuses and Allowances		0.00	13,009,670.00	13,009,670.00	0.00	13,009,670.00	0.00	0.00	13,009,670.00	0.00	12,607,607.12	0.00	0.00	12,607,607.12	0.00	12,607,607.12	0.00	0.00	12,607,607.12	0.00	402,062.88	0.00	0.00
Performance Based Bonus - Civilian	5010229014	0.00	13,009,670.00	13,009,670.00	0.00	13,009,670.00	0.00	0.00	13,009,670.00	0.00	12,607,607.12	0.00	0.00	12,607,607.12	0.00	12,607,607.12	0.00	0.00	12,607,607.12	0.00	402,062.88	0.00	0.00
Other Personnel Benefits	6010420000	0.00	24,149,000.00	24,149,000.00	0.00	24,149,000.00	0.00	0.00	24,149,000.00	0.00	0.00	16,785,299.00	0.00	16,785,299.00	0.00	0.00	3,309,514.89	0.00	3,309,514.89	0.00	7,363,701.00	0.00	13,475,784.11
Other Personnel Benefits		0.00	24,149,000.00	24,149,000.00	0.00	24,149,000.00	0.00	0.00	24,149,000.00	0.00	0.00	16,785,299.00	0.00	16,785,299.00	0.00	0.00	3,309,514.89	0.00	3,309,514.89	0.00	7,363,701.00	0.00	13,475,784.11
Lump-sum for Personnel Services	5010489009	0.00	24,149,000.00	24,149,000.00	0.00	24,149,000.00	0.00	0.00	24,149,000.00	0.00	0.00	16,785,299.00	0.00	16,785,299.00	0.00	0.00	3,309,514.89	0.00	3,309,514.89	0.00	7,363,701.00	0.00	13,475,784.11
GRAND TOTAL		886,406,000.00	28,629,217.00	1,015,035,217.00	876,751,004.00	22,156,670.00	0.00	0.00	898,909,674.00	171,388,988.51	242,012,443.50	313,167,223.09	0.00	726,566,653.10	134,837,980.65	242,881,312.80	318,547,732.79	0.00	896,067,028.04	118,125,543.00	172,353,020.90	0.00	30,489,627.06

Certified Correct:

Lucia S. Sira
 LUCIA S. SIRA
 Budget Officer III
 Date: October 25, 2024

Certified Correct:

Jessica M. Genzola
 JESSICA M. GENZOLA
 Accountant IV
 Date: October 25, 2024

Recommending Approval By:

Vicky B. Jerota
 VICKY B. JEROTA
 Director, Financial Management Services
 Date: October 25, 2024

Approved by:

Gabriel M. Salistre Jr.
 GABRIEL M. SALISTRÉ JR., PEE, DIT
 SUC President III
 Date: October 25, 2024

SUMMARY OF APPROPRIATIONS, ALLOTMENTS, OBLIGATIONS, DISBURSEMENTS AND BALANCES BY OBJECT OF EXPENDITURES

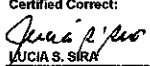
As at the Quarter Ending September 30, 2024

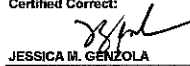
Department : State Universities and Colleges (SUCs)
 Agency/Entity : Iloilo Science and Technology University
 Operating Unit : < not applicable >
 Organization Code (UAOS) : 08 067 000000
 Fund Cluster : 01 - Regular Agency Fund


	Current Year Appropriations
	Supplemental Appropriations
X	Continuing Appropriations


(e.g. UAOS Fund Cluster: 01-Regular Agency Fund, 02- Foreign Assisted Projects Fund, 03-Special Account-Locally Funded/Domestic Grants Fund, and 04-Special Account-Foreign Assisted/Foreign Grants Fund)

Particulars	UAOS CODE	Appropriations										Obligations					Disbursements				Balances			
		Authorized Appropriations	Adjustments (Transfer To/From, Modifications, Ascortifications)	Adjusted Appropriations	Allotments		Reversions (Reductions, Modifications, Ascortifications)	Transfer To	Transfer From	Adjusted Allotments	1st Quarter Ending March 31	2nd Quarter Ending June 30	3rd Quarter Ending September 30	4th Quarter Ending December 31	Total	1st Quarter Ending March 31	2nd Quarter Ending June 30	3rd Quarter Ending September 30	4th Quarter Ending December 31	Total	Unused Funds		Unpaid Obligations (16-21)-(24+25)	
					SARO	Unobligated															Unreleased Appropriations (22)-(8-11)	Unobligated Allotments (23)-(15-18)	Due and Demandable (24)	Not Yet Due and (25)
SUMMARY		100,765,815.00	0.00	100,765,815.00	100,765,815.00	1,545,153.74	0.00	0.00	0.00	102,310,968.74	97,091,536.57	219,432.17	0.00	0.00	97,310,968.74	95,765,815.00	1,545,153.74	0.00	0.00	97,310,968.74	0.00	5,000,000.00	0.00	0.00
Unreleased Appropriations		100,765,815.00	0.00	100,765,815.00	100,765,815.00	0.00	0.00	0.00	0.00	100,765,815.00	95,765,815.00	0.00	0.00	0.00	95,765,815.00	95,765,815.00	0.00	0.00	0.00	95,765,815.00	0.00	5,000,000.00	0.00	0.00
I. AGENCY SPECIFIC BUDGET		100,765,815.00	0.00	100,765,815.00	100,765,815.00	0.00	0.00	0.00	0.00	100,765,815.00	95,765,815.00	0.00	0.00	0.00	95,765,815.00	95,765,815.00	0.00	0.00	0.00	95,765,815.00	0.00	5,000,000.00	0.00	0.00
Maintenance and Other Operating Expenses		100,765,815.00	0.00	100,765,815.00	100,765,815.00	0.00	0.00	0.00	0.00	100,765,815.00	95,765,815.00	0.00	0.00	0.00	95,765,815.00	95,765,815.00	0.00	0.00	0.00	95,765,815.00	0.00	5,000,000.00	0.00	0.00
Survey, Research, Exploration and		2,000,000.00	0.00	2,000,000.00	2,000,000.00	0.00	0.00	0.00	0.00	2,000,000.00	0.00	0.00	0.00	0.00	0.00	0.00	0.00	0.00	0.00	0.00	2,000,000.00	0.00	0.00	0.00
Research, Exploration and Development Expenses	5020702000	2,000,000.00	0.00	2,000,000.00	2,000,000.00	0.00	0.00	0.00	0.00	2,000,000.00	0.00	0.00	0.00	0.00	0.00	0.00	0.00	0.00	0.00	0.00	2,000,000.00	0.00	0.00	0.00
Research, Exploration and Development	5020702002	2,000,000.00	0.00	2,000,000.00	2,000,000.00	0.00	0.00	0.00	0.00	2,000,000.00	0.00	0.00	0.00	0.00	0.00	0.00	0.00	0.00	0.00	0.00	2,000,000.00	0.00	0.00	0.00
Financial Assistance/Subsidy		95,765,815.00	0.00	95,765,815.00	95,765,815.00	0.00	0.00	0.00	0.00	95,765,815.00	95,765,815.00	0.00	0.00	0.00	95,765,815.00	95,765,815.00	0.00	0.00	0.00	95,765,815.00	0.00	0.00	0.00	0.00
Subsidies - Others	5021499000	95,765,815.00	0.00	95,765,815.00	95,765,815.00	0.00	0.00	0.00	0.00	95,765,815.00	95,765,815.00	0.00	0.00	0.00	95,765,815.00	95,765,815.00	0.00	0.00	0.00	95,765,815.00	0.00	0.00	0.00	0.00
Other Maintenance and Operating Expenses		3,000,000.00	0.00	3,000,000.00	3,000,000.00	0.00	0.00	0.00	0.00	3,000,000.00	0.00	0.00	0.00	0.00	0.00	0.00	0.00	0.00	0.00	0.00	3,000,000.00	0.00	0.00	0.00
Other Maintenance and Operating Expenses	5029999000	3,000,000.00	0.00	3,000,000.00	3,000,000.00	0.00	0.00	0.00	0.00	3,000,000.00	0.00	0.00	0.00	0.00	0.00	0.00	0.00	0.00	0.00	0.00	3,000,000.00	0.00	0.00	0.00
Other Maintenance and Operating Expenses	5029999009	3,000,000.00	0.00	3,000,000.00	3,000,000.00	0.00	0.00	0.00	0.00	3,000,000.00	0.00	0.00	0.00	0.00	0.00	0.00	0.00	0.00	0.00	0.00	3,000,000.00	0.00	0.00	0.00
Unobligated Allotment		0.00	0.00	0.00	0.00	1,545,153.74	0.00	0.00	0.00	1,545,153.74	1,325,721.57	219,432.17	0.00	0.00	1,545,153.74	0.00	1,545,153.74	0.00	0.00	1,545,153.74	0.00	0.00	0.00	0.00
I. AGENCY SPECIFIC BUDGET		0.00	0.00	0.00	0.00	1,545,153.74	0.00	0.00	0.00	1,545,153.74	1,325,721.57	219,432.17	0.00	0.00	1,545,153.74	0.00	1,545,153.74	0.00	0.00	1,545,153.74	0.00	0.00	0.00	0.00
Maintenance and Other Operating Expenses		0.00	0.00	0.00	0.00	32,742.90	0.00	0.00	0.00	32,742.90	0.00	32,742.90	0.00	0.00	32,742.90	0.00	32,742.90	0.00	0.00	32,742.90	0.00	0.00	0.00	0.00
Financial Assistance/Subsidy		0.00	0.00	0.00	0.00	0.00	0.00	0.00	0.00	0.00	0.00	0.00	0.00	0.00	0.00	0.00	0.00	0.00	0.00	0.00	0.00	0.00	0.00	0.00
Subsidies - Others	5021499000	0.00	0.00	0.00	0.00	0.00	0.00	0.00	0.00	0.00	0.00	0.00	0.00	0.00	0.00	0.00	0.00	0.00	0.00	0.00	0.00	0.00	0.00	0.00
Other Maintenance and Operating Expenses		0.00	0.00	0.00	0.00	32,742.90	0.00	0.00	0.00	32,742.90	0.00	32,742.90	0.00	0.00	32,742.90	0.00	32,742.90	0.00	0.00	32,742.90	0.00	0.00	0.00	0.00
Membership Dues and Contributions to	5029999000	0.00	0.00	0.00	0.00	32,742.90	0.00	0.00	0.00	32,742.90	0.00	32,742.90	0.00	0.00	32,742.90	0.00	32,742.90	0.00	0.00	32,742.90	0.00	0.00	0.00	0.00
Capital Outlays		0.00	0.00	0.00	0.00	1,512,410.84	0.00	0.00	0.00	1,512,410.84	1,325,721.57	186,689.27	0.00	0.00	1,512,410.84	0.00	1,512,410.84	0.00	0.00	1,512,410.84	0.00	0.00	0.00	0.00
Property, Plant and Equipment Outlay		0.00	0.00	0.00	0.00	1,512,410.84	0.00	0.00	0.00	1,512,410.84	1,325,721.57	186,689.27	0.00	0.00	1,512,410.84	0.00	1,512,410.84	0.00	0.00	1,512,410.84	0.00	0.00	0.00	0.00
Machinery and Equipment Outlay	5050405000	0.00	0.00	0.00	0.00	1,512,410.84	0.00	0.00	0.00	1,512,410.84	1,325,721.57	186,689.27	0.00	0.00	1,512,410.84	0.00	1,512,410.84	0.00	0.00	1,512,410.84	0.00	0.00	0.00	0.00
Technical and Scientific Equipment	5050405014	0.00	0.00	0.00	0.00	1,512,410.84	0.00	0.00	0.00	1,512,410.84	1,325,721.57	186,689.27	0.00	0.00	1,512,410.84	0.00	1,512,410.84	0.00	0.00	1,512,410.84	0.00	0.00	0.00	0.00
GRAND TOTAL		100,765,815.00	0.00	100,765,815.00	100,765,815.00	1,545,153.74	0.00	0.00	0.00	102,310,968.74	97,091,536.57	219,432.17	0.00	0.00	97,310,968.74	95,765,815.00	1,545,153.74	0.00	0.00	97,310,968.74	0.00	5,000,000.00	0.00	0.00

Certified Correct:

 LUCIA S. SIRA
 Budget Officer III
 Date: October 26, 2024

Certified Correct:

 JESSICA M. GENZOLA
 Accountant IV
 Date: October 26, 2024

Recommending Approval By:

 VICKY D. JERUTA
 Director, Financial Management Services
 Date: October 26, 2024

Approved By:

 GABRIEL M. SALUSTRE JR., PEE, DIT
 SUC President III
 Date: October 26, 2024