

SUMMARY OF APPROPRIATIONS, ALLOTMENTS, OBLIGATIONS, DISBURSEMENTS AND BALANCES BY OBJECT OF EXPENDITURES
As at the Quarter Ending March 31, 2024

Department : State Universities and Colleges (SUCs)
 Agency/Entity : Iloilo Science and Technology University
 Operating Unit : < not applicable >
 Organization Code (UACS) : 08 067 0000000
 Fund Cluster : 01 - Regular Agency Fund
 (e.g. UACS Fund Cluster: 01-Regular Agency Fund, 02-Foreign Assisted Projects Fund, 03-Special Account-Locally Funded/Domestic Grants Fund, and 04-Special Account-Foreign Assisted/Foreign Grants Fund)

X	Current Year Appropriations
	Supplemental Appropriations
	Continuing Appropriations


Particulars	UACS CODE	Appropriations					Allotments			Obligations		Disbursements			Balances			
		Authorized Appropriations	Adjustments (Transfer To/From, Modifications/Augmentations)	Adjusted Appropriations	Allotments Received	Adjustments (Reductions, Modifications/Augmentations)	Transfer To	Transfer From	Adjusted Allotments	1st Quarter Ending March 31	Total	1st Quarter Ending March 31	Total	Unreleased Appropriations	Unobligated Allotments	Unpaid Obligations (15-20)=(23+24)		
		3	4	5=(3+4)	6	7	8	9	10=[(6+(-7))-8+9]	11	15=(11+12+13+14)	16	20=[(16+17+18+19)	21=(5-10)	22=(10-15)	Due and Demandable	Not Yet Due and Demandable	
SUMMARY		988,406,000.00	2,252,217.00	988,658,217.00	747,898,688.00	(1,890,330.00)	0.00	0.00	745,698,358.00	171,386,986.51	171,386,986.51	134,837,980.65	134,837,980.65	242,959,859.00	574,311,371.49	0.00	38,549,005.86	
A. AGENCY SPECIFIC BUDGET		943,498,000.00	(15,000,000.00)	928,498,000.00	700,536,141.00	(15,000,000.00)	0.00	0.00	685,536,141.00	164,435,757.58	164,435,757.58	129,090,951.97	129,090,951.97	242,959,859.00	521,100,383.44	0.00	35,344,805.59	
Personnel Services		513,628,000.00	0.00	513,628,000.00	511,053,141.00	0.00	0.00	0.00	511,053,141.00	108,088,720.69	108,088,720.69	99,413,969.86	99,413,969.86	2,574,659.00	402,984,420.31	0.00	8,654,750.83	
Salaries and Wages		360,908,000.00	0.00	360,908,000.00	360,908,000.00	0.00	0.00	0.00	360,908,000.00	97,893,035.10	97,893,035.10	89,238,284.27	89,238,284.27	0.00	283,014,964.80	0.00	8,654,750.83	
Salaries and Wages - Regular	5010101000	357,586,000.00	0.00	357,586,000.00	357,586,000.00	0.00	0.00	0.00	357,586,000.00	97,564,070.31	97,564,070.31	88,909,319.48	88,909,319.48	0.00	280,021,929.69	0.00	8,654,750.83	
Basic Salary - Civilian	5010101001	357,586,000.00	0.00	357,586,000.00	357,586,000.00	0.00	0.00	0.00	357,586,000.00	97,564,070.31	97,564,070.31	88,909,319.48	88,909,319.48	0.00	280,021,929.69	0.00	8,654,750.83	
Salaries and Wages - Casual/Contractual	5010102000	3,322,000.00	0.00	3,322,000.00	3,322,000.00	0.00	0.00	0.00	3,322,000.00	328,964.79	328,964.79	328,964.79	328,964.79	0.00	2,993,035.21	0.00	0.00	
Other Compensation		87,220,000.00	0.00	87,220,000.00	87,220,000.00	0.00	0.00	0.00	87,220,000.00	7,616,752.97	7,616,752.97	7,616,752.97	7,616,752.97	0.00	79,801,247.03	0.00	0.00	
Personal Economic Relief Allowance (PERA)	5010201000	15,168,000.00	0.00	15,168,000.00	15,168,000.00	0.00	0.00	0.00	15,168,000.00	4,358,144.54	4,358,144.54	4,358,144.54	4,358,144.54	0.00	10,809,855.46	0.00	0.00	
PERA - Civilian	5010201001	15,168,000.00	0.00	15,168,000.00	15,168,000.00	0.00	0.00	0.00	15,168,000.00	4,358,144.54	4,358,144.54	4,358,144.54	4,358,144.54	0.00	10,809,855.46	0.00	0.00	
Representation Allowance (RA)	5010202000	240,000.00	0.00	240,000.00	240,000.00	0.00	0.00	0.00	240,000.00	47,000.00	47,000.00	47,000.00	47,000.00	0.00	193,000.00	0.00	0.00	
Transportation Allowance (TA)	5010203000	240,000.00	0.00	240,000.00	240,000.00	0.00	0.00	0.00	240,000.00	47,000.00	47,000.00	47,000.00	47,000.00	0.00	193,000.00	0.00	0.00	
Transportation Allowance (TA)	5010203001	240,000.00	0.00	240,000.00	240,000.00	0.00	0.00	0.00	240,000.00	47,000.00	47,000.00	47,000.00	47,000.00	0.00	193,000.00	0.00	0.00	
Clothing/Uniform Allowance	5010204000	3,792,000.00	0.00	3,792,000.00	3,792,000.00	0.00	0.00	0.00	3,792,000.00	2,961,000.00	2,961,000.00	2,961,000.00	2,961,000.00	0.00	831,000.00	0.00	0.00	
Clothing/Uniform Allowance - Civilian	5010204001	3,792,000.00	0.00	3,792,000.00	3,792,000.00	0.00	0.00	0.00	3,792,000.00	2,961,000.00	2,961,000.00	2,961,000.00	2,961,000.00	0.00	831,000.00	0.00	0.00	
Subsistence Allowance (SA)	5010205000	198,000.00	0.00	198,000.00	198,000.00	0.00	0.00	0.00	198,000.00	19,260.99	19,260.99	19,260.99	19,260.99	0.00	178,739.01	0.00	0.00	
Subsistence Allowance - Magna Carta for Public Health Workers under R.A. 7305	5010205003	198,000.00	0.00	198,000.00	198,000.00	0.00	0.00	0.00	198,000.00	1,648.60	1,648.60	1,648.60	1,648.60	0.00	18,351.40	0.00	0.00	
Laundry Allowance (LA)	5010206000	20,000.00	0.00	20,000.00	20,000.00	0.00	0.00	0.00	20,000.00	1,648.60	1,648.60	1,648.60	1,648.60	0.00	18,351.40	0.00	0.00	
Laundry Allowance - Magna Carta Benefits for Public Health Workers under R.A. 7305	5010206004	20,000.00	0.00	20,000.00	20,000.00	0.00	0.00	0.00	20,000.00	1,648.60	1,648.60	1,648.60	1,648.60	0.00	18,351.40	0.00	0.00	
Honoraria	5010210000	270,000.00	0.00	270,000.00	270,000.00	0.00	0.00	0.00	270,000.00	51,717.39	51,717.39	51,717.39	51,717.39	0.00	218,282.61	0.00	0.00	
Honoraria - Civilian	5010210001	270,000.00	0.00	270,000.00	270,000.00	0.00	0.00	0.00	270,000.00	51,717.39	51,717.39	51,717.39	51,717.39	0.00	218,282.61	0.00	0.00	
Hazard Pay (HP)	5010211000	1,198,000.00	0.00	1,198,000.00	1,198,000.00	0.00	0.00	0.00	1,198,000.00	123,154.40	123,154.40	123,154.40	123,154.40	0.00	1,074,845.60	0.00	0.00	
HP - Magna Carta Benefits for Public Health Workers under R.A. 7305	5010211005	1,198,000.00	0.00	1,198,000.00	1,198,000.00	0.00	0.00	0.00	1,198,000.00	123,154.40	123,154.40	123,154.40	123,154.40	0.00	1,074,845.60	0.00	0.00	
Longevity Pay (LP)	5010212000	178,000.00	0.00	178,000.00	178,000.00	0.00	0.00	0.00	178,000.00	9,827.05	9,827.05	9,827.05	9,827.05	0.00	168,172.95	0.00	0.00	
Longevity Pay - Magna Carta Benefits for Public Health Workers under R.A. 7305	5010212004	178,000.00	0.00	178,000.00	178,000.00	0.00	0.00	0.00	178,000.00	9,827.05	9,827.05	9,827.05	9,827.05	0.00	168,172.95	0.00	0.00	
Year End Bonus	5010214000	29,798,000.00	0.00	29,798,000.00	29,798,000.00	0.00	0.00	0.00	29,798,000.00	0.00	0.00	0.00	0.00	0.00	29,798,000.00	0.00	0.00	
Bonus - Civilian	5010214001	29,798,000.00	0.00	29,798,000.00	29,798,000.00	0.00	0.00	0.00	29,798,000.00	0.00	0.00	0.00	0.00	0.00	29,798,000.00	0.00	0.00	
Cash Gift	5010215000	3,160,000.00	0.00	3,160,000.00	3,160,000.00	0.00	0.00	0.00	3,160,000.00	0.00	0.00	0.00	0.00	0.00	3,160,000.00	0.00	0.00	
Cash Gift - Civilian	5010215001	3,160,000.00	0.00	3,160,000.00	3,160,000.00	0.00	0.00	0.00	3,160,000.00	0.00	0.00	0.00	0.00	0.00	3,160,000.00	0.00	0.00	
Mid-Year Bonus - Civilian	5010216000	29,798,000.00	0.00	29,798,000.00	29,798,000.00	0.00	0.00	0.00	29,798,000.00	0.00	0.00	0.00	0.00	0.00	29,798,000.00	0.00	0.00	
Mid-Year Bonus - Civilian	5010216001	29,798,000.00	0.00	29,798,000.00	29,798,000.00	0.00	0.00	0.00	29,798,000.00	0.00	0.00	0.00	0.00	0.00	29,798,000.00	0.00	0.00	
Other Bonuses and Allowances	5010299000	3,160,000.00	0.00	3,160,000.00	3,160,000.00	0.00	0.00	0.00	3,160,000.00	0.00	0.00	0.00	0.00	0.00	3,160,000.00	0.00	0.00	
Productivity Enhancement Incentive - Civilian	5010299012	3,160,000.00	0.00	3,160,000.00	3,160,000.00	0.00	0.00	0.00	3,160,000.00	0.00	0.00	0.00	0.00	0.00	3,160,000.00	0.00	0.00	
Personnel Benefit Contributions		9,285,000.00	0.00	9,285,000.00	9,285,000.00	0.00	0.00	0.00	9,285,000.00	2,424,391.66	2,424,391.66	2,424,391.66	2,424,391.66	0.00	6,860,608.34	0.00	0.00	
Pag-IBIG Contributions	5010302000	758,000.00	0.00	758,000.00	758,000.00	0.00	0.00	0.00	758,000.00	360,200.00	360,200.00	360,200.00	360,200.00	0.00	397,800.00	0.00	0.00	
Pag-IBIG - Civilian	5010302001	758,000.00	0.00	758,000.00	758,000.00	0.00	0.00	0.00	758,000.00	360,200.00	360,200.00	360,200.00	360,200.00	0.00	397,800.00	0.00	0.00	
PhilHealth Contributions	5010303000	7,769,000.00	0.00	7,769,000.00	7,769,000.00	0.00	0.00	0.00	7,769,000.00	1,923,391.66	1,923,391.66	1,923,391.66	1,923,391.66	0.00	5,845,608.34	0.00	0.00	
PhilHealth - Civilian	5010303001	7,769,000.00	0.00	7,769,000.00	7,769,000.00	0.00	0.00	0.00	7,769,000.00	1,923,391.66	1,923,391.66	1,923,391.66	1,923,391.66	0.00	5,845,608.34	0.00	0.00	
Employees Compensation Insurance Premiums	5010304000	758,000.00	0.00	758,000.00	758,000.00	0.00	0.00	0.00	758,000.00	140,800.00	140,800.00	140,800.00	140,800.00	0.00	617,200.00	0.00	0.00	
ECIP - Civilian	5010304001	758,000.00	0.00	758,000.00	758,000.00	0.00	0.00	0.00	758,000.00	140,800.00	140,800.00	140,800.00	140,800.00	0.00	617,200.00	0.00	0.00	
Other Personnel Benefits		56,215,000.00	0.00	56,215,000.00	53,640,141.00	0.00	0.00	0.00	53,640,141.00	132,540.98	132,540.98	132,540.98	132,540.98	2,574,859.00	53,507,600.04	0.00	0.00	
Terminal Leave Benefits	5010403000	2,582,000.00	0.00	2,582,000.00	2,582,000.00	0.00	0.00	0.00	2,582,000.00	3,714.40	3,714.40	3,714.40	3,714.40	0.00	2,578,285.60	0.00	0.00	
Terminal Leave Benefits - Civilian	5010403001	2,582,000.00	0.00	2,582,000.00	2,582,000.00	0.00	0.00	0.00	2,582,000.00	3,714.40	3,714.40	3,714.40	3,714.40	0.00	2,578,285.60	0.00	0.00	
Other Personnel Benefits	5010499000	53,633,000.00	0.00	53,633,000.00	51,058,141.00	0.00	0.00	0.00	51,058,141.00	128,826.58	128,826.58	128,826.58	128,826.58	2,574,859.00	50,929,314.44	0.00	0.00	
Lump-sum for Filing of Positions - Civilian	5010499007	52,144,000.00	0.00	52,144,000.00	49,569,141.00	0.00	0.00	0.00	49,569,141.00									


X	Current Year Appropriations
	Supplemental Appropriations
	Continuing Appropriations

Agency/Entity : Iloilo Science and Technology University
 Operating Unit : < not applicable >
 Organization Code (UACS) : 08 067 0000000
 Fund Cluster : 01 - Regular Agency Fund

(e.g. UACS Fund Cluster: 01-Regular Agency Fund, 02-Foreign Assisted Projects Fund, 03-Special Account-Locally Funded/Domestic Grants Fund, and 04-Special Account-Foreign Assisted/Foreign Grants Fund)

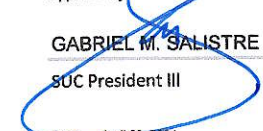
Particulars	UACS CODE	Appropriations		Allotments			Obligations		Disbursements		Balances						
		Authorized Appropriations	Adjustments (Transfer To/From, Modifications/Augmentations)	Adjusted Appropriations	Allotments Received	Adjustments (Reductions, Modifications/Augmentations)	Transfer To	Transfer From	Adjusted Allotments	1st Quarter Ending March 31	Total	1st Quarter Ending March 31	Total	Unreleased Appropriations	Unobligated Allotments	Unpaid Obligations (15-20)=(23+24)	
																Due and Demandable	Not Yet Due and Demandable
1	2	3	4	5=(3+4)	6	7	8	9	10=[(6+(-)7)-8+9]	11	15=(11+12+13+14)	16	20=(16+17+18+19)	21=(5-10)	22=(10-15)	23	24
Performance Based Bonus - Civilian	5010299014	0.00	13,009,670.00	13,009,670.00	0.00	13,009,670.00	0.00	0.00	13,009,670.00	0.00	0.00	0.00	0.00	0.00	13,009,670.00	0.00	0.00
GRAND TOTAL		988,408,000.00	2,252,217.00	988,658,217.00	747,888,888.00	(1,980,330.00)	0.00	0.00	745,898,358.00	171,388,986.51	171,388,986.51	134,837,980.85	134,837,980.85	242,959,859.00	574,311,371.49	0.00	36,549,005.86

Certified Correct:

 LUCIA SIRA
 Budget Officer III
 Date: April 29, 2024

Certified Correct:

 JESSIA M. GENZOLA
 Accountant IV
 Date: April 29, 2024

Recommending Approval By:

 VICKY D. JERUTA
 Director, FMS
 April 29, 2024

Approved By:

 GABRIEL M. SALISTRE JR.
 SUC President III
 Date: April 29, 2024

SUMMARY OF APPROPRIATIONS, ALLOTMENTS, OBLIGATIONS, DISBURSEMENTS AND BALANCES BY OBJECT OF EXPENDITURES


As at the Quarter Ending March 31, 2024


Department : State Universities and Colleges (SUCs)
 Agency/Entity : Iloilo Science and Technology University
 Operating Unit : < not applicable >
 Organization Code (UACS) : 08 067 0000000
 Fund Cluster : 01 - Regular Agency Fund

	Current Year Appropriations
	Supplemental Appropriations
X	Continuing Appropriations

(e.g. UACS Fund Cluster: 01-Regular Agency Fund, 02-Foreign Assisted Projects Fund, 03-Special Account-Locally Funded/Domestic Grants Fund, and 04-Special Account-Foreign Assisted/Foreign Grants Fund)


Particulars	UACS CODE	Authorized Appropriations	Appropriations Adjustments (Transfer To/From, Modifications/Amendments)	Adjusted Appropriations	Allotments		Transfer From	Adjusted Allotments	Obligations				Total	Disbursements		Balances				
					SARO	Unobligated			1st Quarter Ending March 31	2nd Quarter Ending June 30	3rd Quarter Ending September 30	4th Quarter Ending December 31		1st Quarter Ending March 31	4th Quarter Ending December 31	Unused Funds		Unpaid Obligations (16-21)=(24+25)		
																Unreleased Appropriations	Unobligated Allotments	Due and Demandable	Not Yet Due and Demandable	
SUMMARY		0.00	0.00	0.00	0.00	97,310,988.74	0.00	97,310,988.74	97,091,536.57	0.00	0.00	0.00	0.00	95,765,815.00	0.00	0.00	0.00	219,432.17	0.00	1,325,721.57
Unreleased Appropriations		0.00	0.00	0.00	0.00	0.00	0.00	0.00	0.00	0.00	0.00	0.00	0.00	0.00	0.00	0.00	0.00	0.00	0.00	0.00
I. AGENCY SPECIFIC BUDGET		0.00	0.00	0.00	0.00	0.00	0.00	0.00	0.00	0.00	0.00	0.00	0.00	0.00	0.00	0.00	0.00	0.00	0.00	0.00
Maintenance and Other Operating Expenses		0.00	0.00	0.00	0.00	0.00	0.00	0.00	0.00	0.00	0.00	0.00	0.00	0.00	0.00	0.00	0.00	0.00	0.00	0.00
Survey, Research, Exploration and		0.00	0.00	0.00	0.00	0.00	0.00	0.00	0.00	0.00	0.00	0.00	0.00	0.00	0.00	0.00	0.00	0.00	0.00	0.00
Research, Exploration and Development Expenses	5020702000	0.00	0.00	0.00	0.00	0.00	0.00	0.00	0.00	0.00	0.00	0.00	0.00	0.00	0.00	0.00	0.00	0.00	0.00	0.00
Research, Exploration and Development	5020702002	0.00	0.00	0.00	0.00	0.00	0.00	0.00	0.00	0.00	0.00	0.00	0.00	0.00	0.00	0.00	0.00	0.00	0.00	0.00
Other Maintenance and Operating Expenses		0.00	0.00	0.00	0.00	0.00	0.00	0.00	0.00	0.00	0.00	0.00	0.00	0.00	0.00	0.00	0.00	0.00	0.00	0.00
Other Maintenance and Operating Expenses	5029999000	0.00	0.00	0.00	0.00	0.00	0.00	0.00	0.00	0.00	0.00	0.00	0.00	0.00	0.00	0.00	0.00	0.00	0.00	0.00
Other Maintenance and Operating Expenses	5029999099	0.00	0.00	0.00	0.00	0.00	0.00	0.00	0.00	0.00	0.00	0.00	0.00	0.00	0.00	0.00	0.00	0.00	0.00	0.00
Unobligated Allotment		0.00	0.00	0.00	0.00	97,310,988.74	0.00	97,310,988.74	97,091,536.57	0.00	0.00	0.00	0.00	97,091,536.57	95,765,815.00	0.00	0.00	219,432.17	0.00	1,325,721.57
I. AGENCY SPECIFIC BUDGET		0.00	0.00	0.00	0.00	97,310,988.74	0.00	97,310,988.74	97,091,536.57	0.00	0.00	0.00	0.00	97,091,536.57	95,765,815.00	0.00	0.00	219,432.17	0.00	1,325,721.57
Maintenance and Other Operating Expenses		0.00	0.00	0.00	0.00	95,765,815.00	0.00	95,765,815.00	95,765,815.00	0.00	0.00	0.00	0.00	95,765,815.00	95,765,815.00	0.00	0.00	32,742.90	0.00	0.00
Financial Assistance/Subsidy		0.00	0.00	0.00	0.00	95,765,815.00	0.00	95,765,815.00	95,765,815.00	0.00	0.00	0.00	0.00	95,765,815.00	95,765,815.00	0.00	0.00	0.00	0.00	0.00
Subsidies - Others	5021499000	0.00	0.00	0.00	0.00	95,765,815.00	0.00	95,765,815.00	95,765,815.00	0.00	0.00	0.00	0.00	95,765,815.00	95,765,815.00	0.00	0.00	0.00	0.00	0.00
Other Maintenance and Operating Expenses		0.00	0.00	0.00	0.00	32,742.90	0.00	32,742.90	0.00	0.00	0.00	0.00	0.00	0.00	0.00	0.00	0.00	32,742.90	0.00	0.00
Membership Dues and Contributions to	5029906000	0.00	0.00	0.00	0.00	32,742.90	0.00	32,742.90	0.00	0.00	0.00	0.00	0.00	0.00	0.00	0.00	0.00	32,742.90	0.00	0.00
Capital Outlays		0.00	0.00	0.00	0.00	1,512,410.84	0.00	1,512,410.84	1,325,721.57	0.00	0.00	0.00	0.00	1,325,721.57	0.00	0.00	0.00	186,689.27	0.00	1,325,721.57
Property, Plant and Equipment Outlay		0.00	0.00	0.00	0.00	1,512,410.84	0.00	1,512,410.84	1,325,721.57	0.00	0.00	0.00	0.00	1,325,721.57	0.00	0.00	0.00	186,689.27	0.00	1,325,721.57
Machinery and Equipment Outlay	5060405000	0.00	0.00	0.00	0.00	1,512,410.84	0.00	1,512,410.84	1,325,721.57	0.00	0.00	0.00	0.00	1,325,721.57	0.00	0.00	0.00	186,689.27	0.00	1,325,721.57
Technical and Scientific Equipment	5060405014	0.00	0.00	0.00	0.00	1,512,410.84	0.00	1,512,410.84	1,325,721.57	0.00	0.00	0.00	0.00	1,325,721.57	0.00	0.00	0.00	186,689.27	0.00	1,325,721.57
GRAND TOTAL		0.00	0.00	0.00	0.00	97,310,988.74	0.00	97,310,988.74	97,091,536.57	0.00	0.00	0.00	0.00	97,091,536.57	95,765,815.00	0.00	0.00	219,432.17	0.00	1,325,721.57

Certified Correct:

 LUCIA S. SIRA
 Budget Officer III
 Date: April 29, 2024

Certified Correct:

 JESSICA M. GENZOLA
 Accountant IV
 Date: April 29, 2024

Recommending Approval By:

 VICKY D. JERUTA
 Director FMS
 Date: April 29, 2024

Approved By:

 GABRIEL M. SALISTRE, JR. PEE, DIT
 SUC President III
 Date: April 29, 2024